

# **NANOTHER PUBLIC RESULTS LIST**

*Project title: Integration of novel NANOparticle based  
technology for THERapeutics and diagnosis of different types of cancer*

**Grant agreement number: CP-IP 213631-2 NANOTHER**

**Project acronym: NANOTHER**



***Table of contents***

1 NANOTHER INTERNET WEBSITE.....3

2 PUBLIC RESULTS LIST.....3

    2.1 SP1: NP Functional specifications & selection.....3





# 1 NANOTHER INTERNET WEBSITE

<http://www.nanother.eu/results.html>

## 2 PUBLIC RESULTS LIST

### 2.1 SP1: NP Functional specifications & selection

Table – Four nanoparticles selected for in vitro and in vivo testings: typical size, potential payloads and surface properties. All these particles are prepared by the nanoprecipitation method using either acetone or DMSO as organic solvent.

Polymer	PCL-PEG	PLGA-PEG	PEG-PBLG	PTMC-PGA
Particle type /scheme	Micellar-like core-shell particle 	Micellar-like core-shell particle 	Micellar-like core-shell particle 	Thin membrane vesicle 
Able to load magnetic NPs?	Yes (magnetite)	Yes (magnetite)	Yes (maghemite)	Yes (maghemite)
Typical size (diameter and size dispersity)	80-150nm (0.15)	56 nm (0.14)	80 nm (0.15)	120 nm (0.14)
Drugs that can be loaded	Doxorubicin Paclitaxel	Doxorubicin Paclitaxel	Aplidin®	Doxorubicin Aplidin® siRNA
Targeting	Yes (folate, antibodies)	Yes (antibodies)	no	Yes (antibodies)
Other functions	Fluorescent labelling (FITC)	Fluorescent labelling	Fluorescent labelling (FITC, near infrared dye)	Fluorescent labelling (FITC, Rhodamine, near infrared dye)